

# BIANCO NXT

## pumps

### BIANCO HOT WATER CIRCULATOR

BIA-C2060-150 : 802778

BIA-C2580-180 : 802779

BIA-C3280-180 : 805645



## 1. Introduction

Bianco C series circulators are a range of stainless-steel circulator type pumps designed for hot water circulation in domestic systems, including solar hot water and under floor heating systems.

Used to circulate clean, fresh hot water around a ring main so users have quick access to hot water when the pump is on. Cold water applications are also possible, minimum water temperature of 5°C

With 3 speed settings to optimise the performance in your system, Bianco C series circulators are low noise and maintenance free.






## 2. Construction and Key Features

- 304 grade stainless steel hydraulic components
- Canned motor design
- Maximum water temperature 110 deg C
- Supplied complete with unions
- Supplied ready-to-run with a 1m power cord complete with Au/NZ 3 pin plug.









## 3. Contents

<b>1. Introduction</b> .....	2
<b>2. Construction and Key Features</b> .....	2
<b>3. Contents</b> .....	2
<b>4. Symbols used in this manual</b> .....	3
<b>5. Warnings</b> .....	3
<b>6. Cautions</b> .....	4
<b>7. Technical Specifications</b> .....	4
<b>8. Electrical Connections</b> .....	5
<b>9. Installation &amp; Operating Instructions</b> .....	6
<b>10. Trouble Shooting Guide</b> .....	7
<b>11. Warranties – Terms and Conditions</b> .....	8

## 4. Symbols used in this manual

	Warning - Electrical safety
	Warning – Potential consequences of use outside of intended application(s). Includes environmental condition warnings.
	Mandatory warning
	Warning to disconnect power
	Read carefully

## 5. Warnings

	Read the manual carefully before starting
 	Prior to starting installation or any maintenance the pump must be disconnected from the power supply and pressure relieved from the system including pump and associated pipework.
	Any changes or modification to the wiring must be carried out by suitably qualified personnel.
	A qualified electrician should correctly size and install circuit breakers to protect the power supply. The fitment of additional surge protection is recommended.
	This appliance is not intended for use by persons (including children) with reduced physical, sensory or mental capabilities, or lack of experience and knowledge, unless they have been given supervision or instruction concerning use of the appliance by a person responsible for their safety. Children should be supervised to ensure that they do not play with the appliance.
	Ensure that the installation will comply with all applicable local regulations.
	<b>Maximum Mains Pressure 500kPa as per AS/NZS 3500.1</b> Tempering valves should be installed in accordance with Australian Standard AS3500.4.2 Clause 1.6. and manufacturer's instructions.

## 6. Cautions

The pump MUST be installed with the motor shaft horizontal

Bleed the pump body thoroughly to remove any trapped air before use.

Running the pump without water or allowing the pump to run dry will damage the mechanical seal and void the warranty.

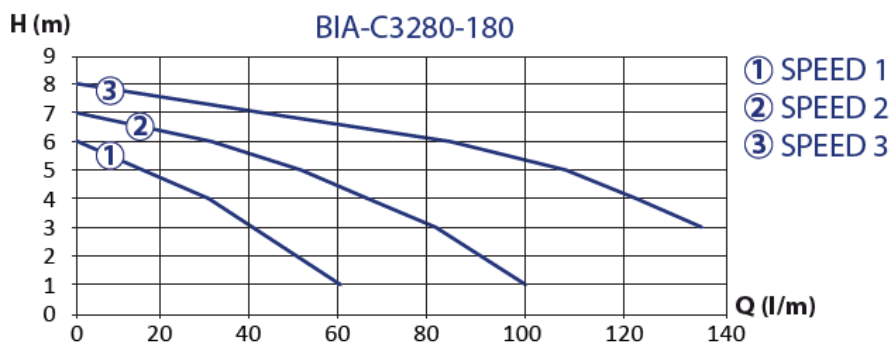
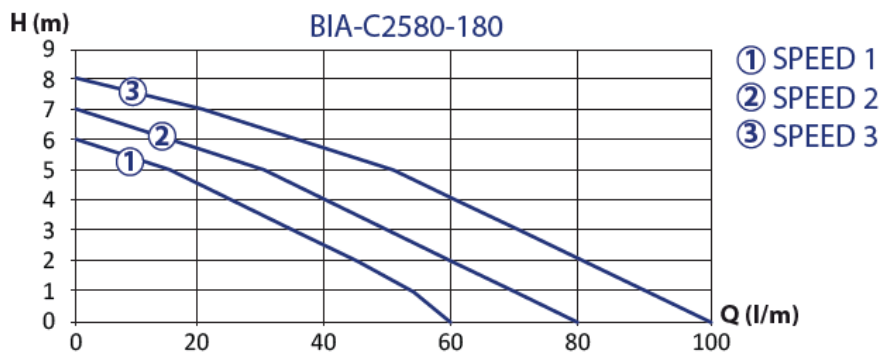
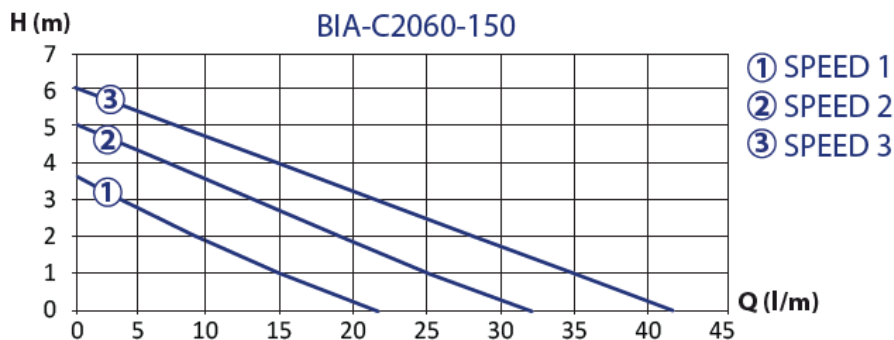
For use ONLY on a ring main, as water must be able to circulate

Avoid situations where the pump could be exposed to corrosive liquids or gasses, or to flammable materials, solvents etc. Not intended for use in swimming pools, spa pools or spa baths

Fitment and replacement must be carried out by competent, skilled, qualified personnel.

## 7. Technical Specifications

### PERFORMANCE CURVES



## 7. Technical Specifications Con't

PRODUCT	C2060-150	C2060-150	C3280-180
PART NUMBER	802778	802779	805645
VOLTAGE	240V +10% - 6% 50Hz		
MAX POWER	100W	245W	
MAX CURRENT	0.45A	1.1A	
MAX. HEAD [M]	6m	8m	
MAX. FLOW [LPM]	42 l/min	100 l/min	142 l/min
SPEED	3 speeds		
POWER CONSUMPTION	Speed 1 – 55W Speed 2 – 70W Speed 3 – 100W	Speed 1 – 135W Speed 2 – 190W Speed 3 – 245W	
WORKING TEMPERATURE	<60°C		
LIQUID TEMPERATURE	5 - 110°C		
MOTOR INSULATION	Class H		
INGRESS PROTECTION	IP44 – protect from the elements		
CAPACITOR	2.5uF +/-5% 450V	5uF +/-5% 450V	
POWER CABLE LENGTH	1m PVC with 3 pin plug		
CENTRE DISTANCE	150mm	180mm	
PORTS	1 ¼" BSPM In 1 ¼" BSPM Out	1 ½" BSPM In 1 ½" BSPM Out	2" BSPM In 2" BSPM Out
UNIONS	1-¼"F x ¾"F	1-½"F x 1"F	2"F x 1¼"F
PACKAGING L x W x H	180 x 160 x 190mm		
NET WEIGHT	Pump only 4 kg	Pump only 6 kg	

## 8. Electrical Connections

- Any and all electrical work must be performed by an authorized electrician, in compliance with Au/NZ Wiring Regulations. Never allow an unauthorized person to perform electrical work.
- Improper wiring can lead to current leakage, electrocution, fire or pump failure.
- Provide a dedicated earth leakage circuit breaker and a thermal overload relay suitable for the pump.
- Exercise care with the power cord. Route the cord carefully to avoid potential snagging or chafing hazards.

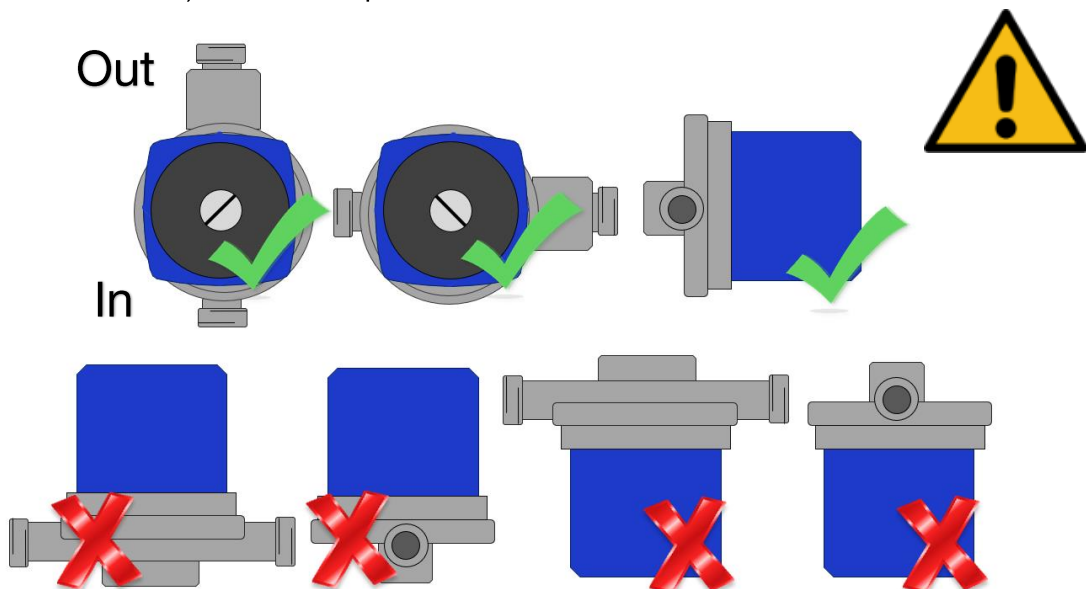
## 9. Installation & Operating Instructions

Bianco C Series circulators are intended for use in clear, fresh water applications. These pumps should never be used to pump flammable or corrosive fluids.

### Installation

1. Keep the inlet pressure no less than 0.01 MPa and no more than 0.5 MPa.
2. Install the pump indoors so it is protected from the elements.
3. Ensure that the pump is mounted horizontally in all 3 axis.

The pump ports can be installed LEVEL in any direction. **It is critical to ensure the blue motor housing is horizontal.** Installing with the motor housing in a vertical position (upward or downward) will result in premature failure.



4. Ensure the pump has its own power supply. A power point (10amp) should be provided by a qualified electrician. A residual current device with a nominal trip current should be installed in compliance with the requirements of AS/NZ 3000.

The use of extension cords should be avoided as they can result in a voltage drop and its associated issues.

5. Connection can be made directly to the  $\frac{3}{4}$ " BSPM threads on the booster ports or by using the  $\frac{1}{2}$ " BSPM unions supplied with the booster.
6. **Bleed the pump body thoroughly to remove any trapped air before use. Operating the pump with air in it voids the warranty.**

If the appliance is not working as it should, has received a sharp blow, has been dropped, damaged, left outdoors, or dropped into water, do not use and contact White International Customer Service for assistance.



## 10. Trouble Shooting Guide

Fault	Possible Cause	Remedy
Pump does not start	No mains supply Blown fuse or tripped breaker Impeller jammed	Check that power is available at the power socket and that it is switched on Replace fuse or reset breaker Disconnect power and clean impeller
Pump does not run or hums	Power supply inadequate Capacitor failure	Ensure the power supplied to the pump Check capacitor. <i>Note that a capacitor is a 'consumable' item</i>
Pump runs but does not deliver water	Pump may be air locked The pump may be pumping further/higher than its capabilities. Possible blockage	Start and stop pump several times to help remove the air. Reduce the pumping distance by shortening the pipework or reducing the vertical height. Check pump ports.
No or low flow	Impeller blocked by debris Excessive friction loss or high delivery head	Disconnect from power and clean impeller area Reassess whether the pipe size and pump is suitable for the application
Pump trips circuit as soon as power is turned on	Power supply overloaded Pump motor fault	Ensure that pump is placed on its own power supply. Pump defective.
Pump runs for a short time then stops	Pump inlet or impeller clogged or partially clogged	Disconnect power and make sure the impeller is not clogged and that there are no apparent restrictions
Noise in pump	Air in the pump	Bleed the pump to remove air
Noise in piping	Air in the system	Bleed any air from the system

# 11. Warranties – Terms and Conditions

This warranty is given in addition to the consumer guarantees found within the Australian Competition and Consumer Act 2010 (Cth) for goods purchased in Australia and the Consumer Guarantees Act 1993 NZ for goods purchased in New Zealand:



1) White International Pty Ltd / White International NZ Ltd (White International) warrant that all products distributed are free from defects in workmanship and materials, for their provided warranty period as indicated on the top or opposite side of this document. Subject to the conditions of the warranty, White International will repair any defective products free of charge at the premises of our authorised service agents throughout Australia and New Zealand if a defect in the product appears during the warranty period. If you believe that you have purchased a defective product and wish to make a claim under this warranty, contact us on our Sales Hotline on 1300 783 601, or send your claim to our postal address or fax line below and we will advise you as to how next to proceed. You will be required to supply a copy of your proof of purchase to make a claim under this warranty.

2) This warranty excludes transportation costs to and from White International or its appointed service agents and excludes defects due to non-compliance with installation instructions, neglect or misuse, inadequate protection against the elements, low voltage or use or operation for purposes other than those for which they were designed. For further information regarding the suitability of your intended application contact us on our Sales Hotline on 1300 783 601. If you make an invalid claim under this warranty, the original product will be sent back to you unrepai red.

3) This warranty refers only to products sold after the 1st January 2012, and is not transferable to another product type and only applies to the original owner, purchaser or end user, and is in addition to the consumer guarantees found within the Competition and Consumer Act 2010 (Cth) for goods purchased in Australia and the Consumer Guarantees Act 1993 (NZ) for goods purchased in New Zealand.

4) Our goods come with guarantees that cannot be excluded under the Australian Consumer Law. You are entitled to a replacement or refund for a major failure and for compensation for any other reasonably foreseeable loss or damage. You are also entitled to have the goods repaired or replaced if the goods fail to be of acceptable quality and the failure does not amount to a major failure. 2 YEAR WARRANTY.

5) To the fullest extent permitted by law, White International excludes its liability for all other conditions or warranties which would or might otherwise be implied at law. To the fullest extent permitted by law, White International's liability under this warranty and any other conditions, guarantees or warranties at law that cannot be excluded, including those in the Competition and Consumer Act 2010 (Cth), is expressly limited to: (a) in the case of products, the replacement of the product or the supply of equivalent product, the payment of the cost of replacing the product or of acquiring an equivalent product or the repair of the product or payment of the cost of having the product repaired, is at the discretion of White International or a 3rd party tribunal elected under the Competition and Consumer Act 2010 (Cth) for goods purchased in Australia and the Consumer Guarantees Act 1993 (NZ) for goods purchased in New Zealand; and

6) To the fullest extent permitted by law, this warranty supersedes all other warranties attached to the product or its packaging.

7) In the case of services, supplying the services again or the payment of the cost of having the services supplied again, is at the discretion of White International or a 3rd party tribunal elected under the Competition and Consumer Act 2010 (Cth) for goods purchased in Australia and the Consumer Guarantees Act 1993 (NZ) for goods purchased in New Zealand. 8) Our warranty commences from the date of purchase of the above mentioned pumps. Proof of purchase is required before consideration under warranty is given.

*Record your date of purchase in the space below and retain this copy for your records.*

**Date of Purchase** .....**Model Purchased** .....





**[www.whiteint.com.au](http://www.whiteint.com.au)**

**[www.whiteint.co.nz](http://www.whiteint.co.nz)**

**Please always refer to our website for further technical information & new product innovations**

**Disclaimer:** Every effort has been made to publish the correct information in this manual. No responsibility will be taken for errors, omissions or changes in product specifications.

© 2024 Copyright White International Pty Ltd

TM ® - WARNING: Please be aware that various brands & products depicted within this document are subject to trademark, patent or design registrations. Infringement of any intellectual property contained within this document without express written authority by the appropriate intellectual property holder may result in further legal action to be taken. For any queries regarding use of the contained information please feel free to contact White International Pty Ltd.