



DRILL CHUCKS

CLAMPING TECHNOLOGY

RÖHM is setting new standards in the production of all types of chucking tools from the smallest drill chuck to the most modern and high-tech special design. **RÖHM** products are designed by engineering specialists, who utilise the latest production equipment to manufacture and check the world's best chucking products. The **RÖHM** product range is unbeatable, and offer a custom design solution to meet your specific needs.

RÖHM see quality, precision, consulting and service as obligations.



SPECIALISING IN:

Drill Chucks • Chuck Adapters • Tailstock Centers • Lathe Chucks • Precision & Machine Vices.



PART NO.	Barcode	Capacity	Key	Mount	LIST PRICE	ILLUSTRATION
EXTRA						
	For 240 volt electric or battery powered drills and screwdrivers up to 550 Watt capacity . Very ergonomical, easy to handle and equipped with a metal nose piece. Complete with through hole for reversible power tools. Packaged to suit Merchandiser stand.					 Extra or Extra RV (Plastic Outer)
ROM1-664465	4019208129334	1 - 10mm		3/8" x 24	\$54.00	
ROM1-767634	4019208150611	1 - 10mm		1/2" x 20	\$54.00	
ROM1-664466	4019208129341	1.5 - 13mm		3/8" x 24	\$66.00	
ROM1-767554	4019208150581	1.5 - 13mm		1/2" x 20	\$66.00	
EXTRA RV						
	RV Chucks have a radial locking ratchet mechanism for impact / percussion drilling. This mechanism prevents drills coming loose in the drill chuck which is particularly useful when impact or percussion drilling. For 240 volt electric or battery powered drills and screwdrivers up to 1000 Watt capacity . 13mm chucks have carbide inserts within the chuck jaws for greater gripping force. Very ergonomical, easy to handle and equipped with a metal nose piece. Complete with through hole for reversible power tools. Packaged to suit Merchandiser stand.					 CARBIDE INSERT in all 13mm RV Chucks  ROM1-802490
ROM1-664467	4019208129358	1 - 10mm		3/8" x 24	\$69.00	
ROM1-767639	4019208150666	1 - 10mm		1/2" x 20	\$69.00	
ROM1-767657	4019208150697	1.5 - 13mm		3/8" x 24	\$89.00	
ROM1-767692	4019208150765	1.5 - 13mm		1/2" x 20	\$89.00	
EXTRA RV with Metal Outer Sleeve						
	This chuck has all the features of the Extra RV Chucks plus it has a Metal Outer Sleeve. Suitable for all drills up to 1100 Watt capacity . SUPERIOR GRIP with CARBIDE Inserts within the Jaws . Packaged to suit Merchandiser stand.					 ROM1-802490
ROM1-1033051		1.5 - 13mm		3/8" x 24	\$105.00	
ROM1-802490	4019208176932	1.5 - 13mm		1/2" x 20	\$105.00	
SUPRA Type 138						
	All metal construction makes them suited to any capacity drill and the most rugged use by an operator. Rapid clamping and releasing of drill bits. Self tightening. These chucks are not suitable for impact drilling (Use Supra SK). Packaged to suit Merchandiser stand.					
ROM1-1015995	Was ROM1-061684	0.5 - 10mm		3/8" x 24	\$128.40	
ROM1-1033007	Was ROM1-061686	0.5 - 10mm		1/2" x 20	\$128.40	
ROM1-1014172	Was ROM1-061689	1 - 13mm		3/8" x 24	\$163.00	
ROM1-1033001	Was ROM1-061691	1 - 13mm		1/2" x 20	\$163.00	
ROM1-228657	8 & 10S mm Supra set of Jaws				\$88.00	
ROM1-316979	13S mm Supra set of Jaws				\$92.00	
SUPRA SK Type 141						
	The strongest chucks for portable power tools. Quick action, self tightening keyless drill chuck for impact / percussion drilling. Automatic re-tightening in proportion to cutting force means that the clamping force is preserved even with the toughest jobs. The safety lock prevents the chuck from opening even when subjected to the highest vibration and impact frequencies. The chucks are sealed against swarf and dirt. Only ROM1-249804 is packaged to suit the Merchandiser stand. * = ROM1-863921 has an additional thread lock for reversible power tools.					 SUPRA SK
ROM1-249910	4019208067711	0.5 - 10mm		3/8" x 24	\$210.00	
ROM1-249925		0.5 - 10mm		1/2" x 20	\$210.00	
ROM1-249804	4019208067704	1 - 13mm		1/2" x 20	\$220.00	
ROM1-863921	4019208178455	1 - 13mm *		1/2" x 20*	\$255.00	


INDUSTRIAL TOOLS


PART NO.	Barcode	Capacity	Key	Mount	LIST PRICE	ILLUSTRATION
----------	---------	----------	-----	-------	------------	--------------

SUPRA Type 136

	Heavy duty industrial design for stationary drilling machines. Rapid clamping and releasing of drill bits. Self tightening during operation. High concentricity for accurate drilling. Spare parts available.				
ROM1-871019	Was 019985	0 - 4mm		B10	\$220.00
ROM1-871020	Was 020081	0 - 4mm		J0	\$234.00
ROM1-871022	Was 019993	0 - 6.5mm		B10	\$170.00
ROM1-871023	Was 020008	0 - 6.5mm		B12	\$170.00
ROM1-871024	Was 020089	0 - 6.5mm		J1	\$184.00
ROM1-871025	Was 020147	0 - 6.5mm		3/8" x 24	\$174.00
ROM1-871031	Was 023325	0 - 8mm		B10	\$180.00
ROM1-871032	Was 020012	0 - 8mm		B12	\$180.00
ROM1-871033	Was 020093	0 - 8mm		J1	\$180.00
ROM1-871034	Was 020151	0 - 8mm		3/8" x 24	\$180.00
ROM1-871035	Was 020155	0 - 8mm		1/2" x 20	\$180.00
ROM1-871037	Was 206918	0.5 - 10mm		J1	\$188.00
ROM1-871040	Was 020020	0 - 10mm		B12	\$199.00
ROM1-871041	Was 020035	0 - 10mm		B16	\$199.00
ROM1-871042	Was 020097	0 - 10mm		J2	\$205.00
ROM1-871043	Was 020101	0 - 10mm		J33	\$215.00
ROM1-871044	Was 020159	0 - 10mm		3/8" x 24	\$205.00
ROM1-871045	Was 020163	0 - 10mm		1/2" x 20	\$205.00
ROM1-871046	Was 078472	1 - 13mm		B12	\$215.00
ROM1-871051	Was 020039	1 - 13mm		B16	\$225.00
ROM1-871052	Was 020105	1 - 13mm		J2	\$250.00
ROM1-871053		1 - 13mm		J33	\$260.00
ROM1-871054	Was 020113	1 - 13mm		J6	\$228.70
ROM1-871055	Was 020167	1 - 13mm		1/2" x 20	\$250.00
ROM1-871056	Was 020171	1 - 13mm		5/8" x 16	\$260.00
ROM1-871059	Was 215064	3 - 16mm		J2	\$270.00
ROM1-871060	Was 215065	3 - 16mm		J33	\$290.00
ROM1-871062	Was 215067	3 - 16mm		1/2" x 20	\$275.00
ROM1-871064	Was 020050	3 - 16mm		B16	\$270.00
ROM1-871065	Was 020061	3 - 16mm		B18	\$285.00
ROM1-871066	Was 020121	3 - 16mm		J6	\$285.00
ROM1-871067	Was 020175	3 - 16mm		5/8" x 16	\$285.00









SUPRA TYPE 136

SPIRO Type 134

	The highest precision keyless drill chuck available. All parts subject to wear are hardened and ground. They have the best concentricity possible, with a runout of less than 0.05mm. We also have 4mm, 6.5mm, and 8mm capacity chucks available. Also available are the Spiro SK series, that are suitable for high speed machining centres due to their locking mechanism.				
ROM1-871010	Was 019933	0 - 10mm		J2	\$490.00
ROM1-871012	Was 019868	1 - 13mm		B16	\$560.00
ROM1-871013	Was 019945	1 - 13mm		J2	\$456.20
ROM1-871015	Was 019953	1 - 13mm		J6	\$520.00
ROM1-871016	Was 019884	3 - 16mm		B16	\$650.00
ROM1-871018	Was 019961	3 - 16mm		J6	\$590.00






PART NO.	Barcode	Capacity	Key	Mount	LIST PRICE	ILLUSTRATION	
SUPRA Type 136 & SPIRO Type 134 Chuck SPARE Parts							
Spare sets of Jaws						 <p>Spare Set of 3 Jaws</p>	
ROM1-228647	6 & 8S mm Supra set of Jaws				\$74.00		
ROM1-228657	8 & 10S mm Supra set of Jaws				\$88.00		
ROM1-228650	10mm Supra set of Jaws				\$86.00		
ROM1-316979	13S mm Supra set of Jaws				\$92.00		
ROM1-228652	13mm Supra set of Jaws				\$90.00		
ROM1-247592	16S mm Supra set of Jaws				\$91.00		
ROM1-228654	16mm Supra set of Jaws				\$90.00		
Spare Conical Sleeve							
ROM1-249781	10mm Supra spare Conical Sleeve				\$69.00		
ROM1-305019	13mm Supra spare Conical Sleeve				\$91.00		
ROM1-812451	16mm Supra spare Conical Sleeve				\$107.00		
Spare Driver (Jaw Holder)							
ROM1-249968	10mm Supra Driver				\$38.00		
ROM1-249783	13S mm Supra Driver				\$41.00		
ROM1-305011	13mm Supra spare Driver				\$56.00		
ROM1-305031	16S mm Supra Driver				\$55.00		
ROM1-305080	16mm Supra Driver				\$76.00		
PRIMA Type 116							
	Keyed Chuck for all portable power tools and hand operated drilling machines. Suitable for impact/ percussion drilling, although we do recommend the Prima - Mat range for the tough jobs. Packaged to suit Merchandiser stand. * = with through hole for reversible power tools.						
ROM1-636614	4019208177236	1 - 10mm*	S2	3/8" x 24*	\$65.00		
ROM1-061671	4019208176482	1 - 10mm	S2	1/2" x 20	\$49.00		
ROM1-082371	4019208178462	1.5 - 13mm	S2	3/8" x 24	\$58.00		
ROM1-381547	4019208177229	1.5 - 13mm*	S2	1/2" x 20*	\$49.00		
PRIMA Type 116							
	Keyed Chuck with metric thread mount to suit Angle grinders						
ROM1-680447		1 - 10mm	S2	M10 x 1.5mm	\$115.00		
ROM1-245363		1.5 - 13mm	S2	M14 x 2mm	\$115.00		
ROM1-072871		3 - 16mm	S2	M14 x 2mm	\$220.00		
PRIMA - Mat Type 105							
	Keyed Chuck for all impact / percussion drills with a higher impact frequency. It has a Camlock safety device which prevents the chuck from opening during operation.						
ROM1-245558		1.5 - 13mm		1/2" x 20	\$155.00		
ROM1-329718		3 - 16mm		5/8" x 16	\$230.00		
ROM1-307499		3 - 16mm		M18 x 2.5mm	\$230.00		

PART NO.	Barcode	Capacity	Key	Mount	LIST PRICE	ILLUSTRATION	
GSF - Two Jaw Tapping Chucks							
Designed to tap from M3.5 to M14 threads.					\$399.00		
ROM1-319605		M3.5 - M14	5mm sq.	B10			
ROM1-307158		M3.5 - M14	5mm sq.	B12			
GBF - Combined Drilling and Tapping Chucks							
For drilling and tapping threads with hand power tools. Using the clamping ring, the chuck can be set to reciprocate up to 6 degrees for thread cutting or set at parallel for drilling. Suitable for reversible drills as it has a thread lock screw. Capable for tapping M1.6 to M12 threads.					\$250.00		
ROM1-394566		1 - 10mm		1/2" x 20			
DRILL DRIFTS							
ROM1-017075		MT 0			\$11.40		
ROM1-017076		MT 1 & 2			\$11.80		
ROM1-017077		MT 3			\$17.80		
ROM1-017078		MT 4			\$31.80		
ROM1-017079		MT 5 & 6			\$58.00		
ROM1-317236		MT 1, 2 & 3 Taper drift for one handed operation			\$230.00		
ROM1-317258		MT 4, 5 & 6 Taper drift for one handed operation			\$350.00		
PRIMA BALL BEARING KEYED CHUCKS							
Designed for the Extra Heavy Duty jobs and manufactured to the highest precision to ensure the best concentricity available.					\$490.00		
ROM1-215000	4019208227955	1 - 13mm	S10	J3			
ROM1-215001	4019208227962	1 - 16mm	S10	J3			
ROM1-215002	4019208153612	5 - 20mm	S10	J4			
ROM1-215003	4019208153629	5 - 26mm	S10	J5			
Chuck Keys							
Part No.	Barcode	Keysize					
* = packaged to suit Merchandiser stand in hang pack							
ROM1-026411		S1			\$7.00		
ROM1-205989		S2			\$8.00		
ROM1-309380		S2 AT	Suits 13mm Prima Mat		\$12.70		
ROM1-353703		S2 AG	Suits GBF Chucks		\$13.50		
ROM1-025835		S3			\$11.50		
ROM1-309382		S3 T	Suits 16mm Prima Mat		\$18.00		
ROM1-025839		S4			\$19.00		
ROM1-068003		S7	Same as K1 Jacobs		\$14.00		
ROM1-307320		S8	Same as K30 Jacobs		\$10.00		
ROM1-389479		S9	Same as K32 Jacobs		\$18.00		
ROM1-068006		S10	Same as K3 Jacobs		\$17.00		
ROM1-068007		S13	Same as K4 Jacobs		\$54.00		
ROM1-307319		S14*	Same as KG Jacobs		\$9.20		
ROM1-068061		S17	Same as K2 Jacobs		\$24.00		
ROM1-096618		S18	Same as K7 Jacobs		\$14.00		
ROM1-332675		S19	Same as KK Jacobs		\$13.00		







PART NO.	Barcode	Capacity	Key	Mount	LIST PRICE	ILLUSTRATION
PRIMA Type 111						
Heavy Duty Industrial designed keyed chuck for stationary drilling and hand operated percussion drilling machines. High concentricity for accurate drilling. All parts subject to wear are hardened and ground. The keyholes are hardened and the chucks are all steel construction.						
		Capacity		Mount		
ROM1-072806		0.5 - 4mm	S1	B10	\$120.00	
ROM1-072807		0.5 - 4mm	S1	J0	\$125.00	
ROM1-245586		0.5 - 6.5mm	S1	B10	\$115.00	
ROM1-072811		0.5 - 6.5mm	S1	3/8" x 24	\$99.90	
ROM1-245548		0.5 - 6.5mm	S1	B12	\$115.00	
ROM1-072810		0.5 - 6.5mm	S1	J1	\$115.00	
ROM1-245485		0.5 - 8mm	S1	B10	\$115.00	
ROM1-245550		0.5 - 8mm	S1	B12	\$115.00	
ROM1-072656		0.5 - 8mm	S2	J1	\$125.00	
ROM1-072628		0.5 - 8mm	S2	3/8" x 24	\$115.00	
ROM1-072631		0.5 - 8mm	S2	1/2" x 20	\$125.00	
ROM1-317255		0.8 - 10mm	S2	3/8" x 24*	\$115.00	
ROM1-317256		0.8 - 10mm	S2	1/2" x 20*	\$125.00	
ROM1-218555		1 - 10mm	S2	B12	\$130.00	
ROM1-232521		1 - 10mm	S2	1/2" x 20	\$130.00	
ROM1-072687		1 - 10mm	S2	B16	\$135.00	
ROM1-072693		1 - 10mm	S2	J2	\$130.00	
ROM1-072812		1 - 10mm	S2	M18 x 2.5mm	\$140.00	
ROM1-072897		1.5 - 13mm	S2	B12	\$140.00	
ROM1-064527		1.5 - 13mm	S2	3/8" x 24	\$125.00	
ROM1-317257		1.5 - 13mm	S2	1/2" x 20*	\$130.00	
ROM1-072815	4019208018157	1 - 13mm	S3	B16	\$150.00	
ROM1-072818	4019208018164	1 - 13mm	S3	J6	\$165.00	
ROM1-072819		1 - 13mm	S3	J33	\$165.00	
ROM1-072820		1 - 13mm	S3	5/8" x 16	\$175.00	
ROM1-072821		1 - 13mm	S3	M18 x 2.5mm	\$175.00	
ROM1-227152	4019208062747	3 - 16mm	S3	B16	\$185.00	
ROM1-072866		3 - 16mm	S3	1/2" x 20	\$195.00	
ROM1-072825		1 - 16mm	S3	B18	\$220.00	
ROM1-072827		1 - 16mm	S3	J3	\$210.00	
ROM1-072828	4019208018225	1 - 16mm	S3	J6	\$210.00	
ROM1-072829		1 - 16mm	S3	5/8" x 16	\$210.00	
ROM1-072831		5 - 20mm	S4	B22	\$370.00	
ROM1-072833	4019208018256	5 - 20mm	S4	J3	\$340.00	
ROM1-072834		5 - 26mm	S4	B24	\$650.00	
PRIMA Type 111 & Ball Bearing Keyed Chuck - SPARE Jaws						
ROM1-067964		Jaw set to fit 1 - 13mm chucks			\$84.00	
ROM1-070354		Jaw set to fit 3 - 16mm chucks			\$84.00	
ROM1-072540		Jaw set to fit 1 - 16mm chucks			\$95.00	
ROM1-078544		Jaw set to fit 5 - 20mm chucks			\$133.00	
ROM1-078591		Jaw set to fit 5 - 26mm chucks			\$196.00	

PART NO.	Barcode	Capacity	Key	Mount	LIST PRICE	ILLUSTRATION
----------	---------	----------	-----	-------	------------	--------------

REDUCING SLEEVES

	Outer Morse Taper	Inner Morse Taper	Dimension "L"		
ROM1-017002	MT 1	MT 0	80mm	\$22.00	
ROM1-017003	MT 2	MT 1	92mm	\$16.90	
ROM1-017004	MT 3	MT 2	112mm	\$23.00	
ROM1-017001	MT 3	MT 1	99mm	\$28.00	
ROM1-017007	MT 4	MT 3	140mm	\$38.10	
ROM1-017006	MT 4	MT 2	124mm	\$39.00	
ROM1-017005	MT 4	MT 1	124mm	\$43.00	
ROM1-017011	MT 5	MT 4	171mm	\$84.00	
ROM1-017010	MT 5	MT 3	156mm	\$88.00	
ROM1-017009	MT 5	MT 2	156mm	\$88.00	
ROM1-017008	MT 5	MT 1	156mm	\$88.00	

EXTENSION SLEEVES


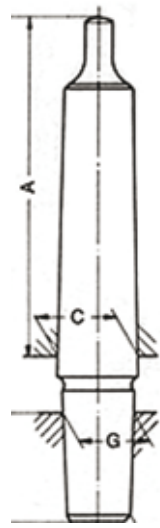
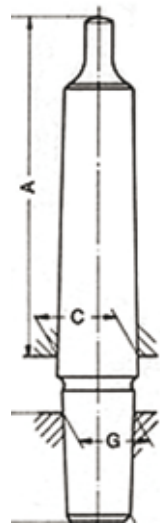
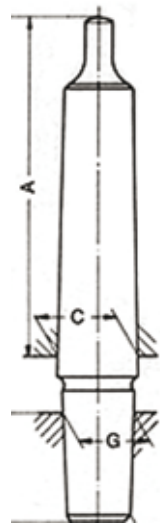
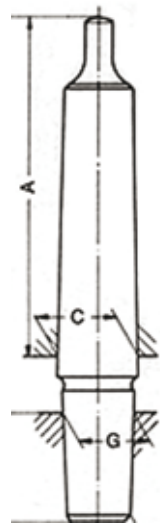
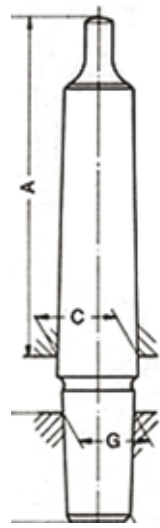
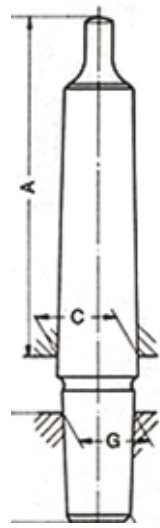
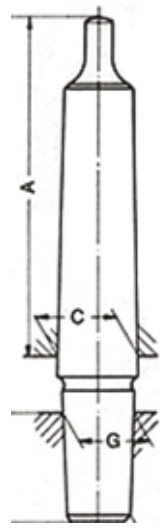
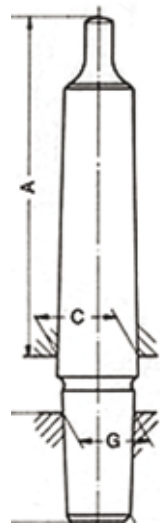
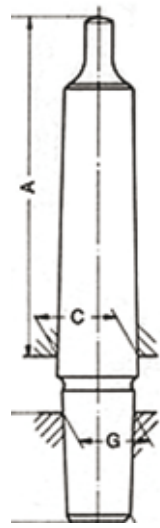
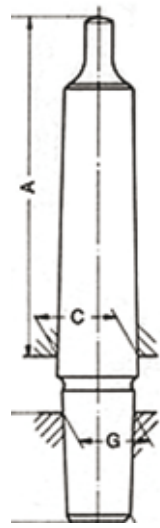
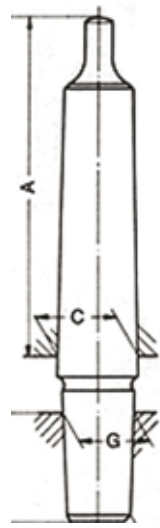
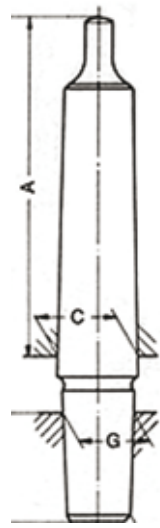
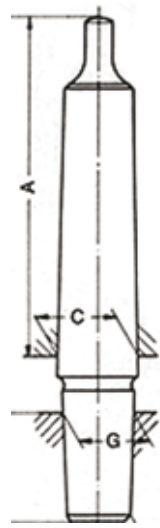
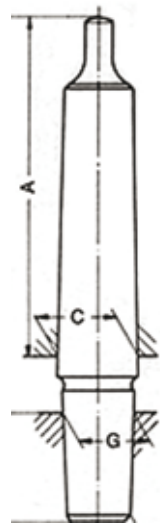
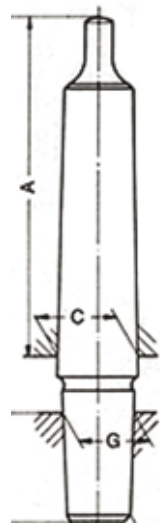
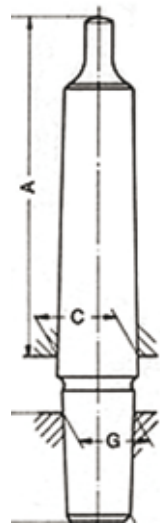
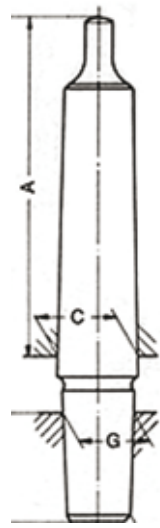
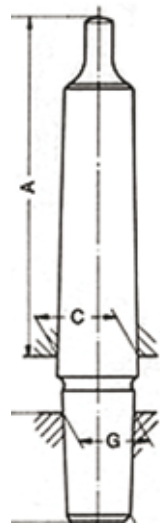
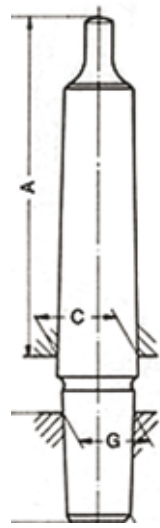
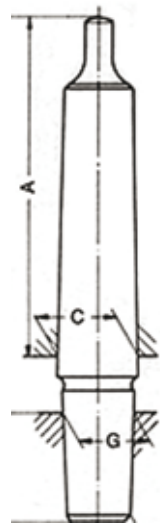
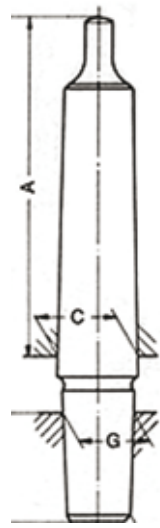
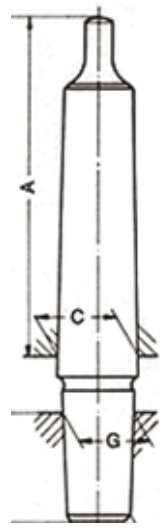
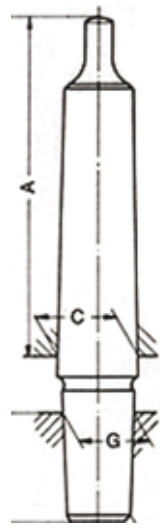
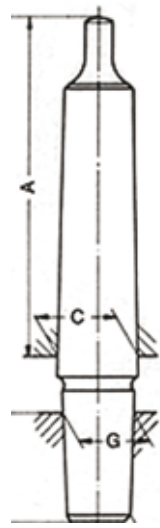
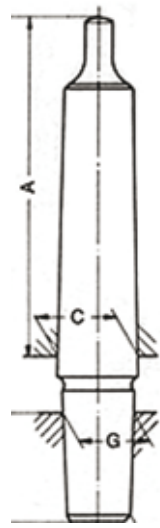
	Outer Morse Taper	Inner Morse Taper			
ROM1-017060	MT 3	MT 2		\$59.50	
ROM1-017064	MT 4	MT 2		\$92.70	
ROM1-017069	MT 5	MT 2		\$106.10	
ROM1-017058	MT 2	MT 3		\$70.10	
ROM1-017065	MT 4	MT 3		\$127.70	
ROM1-017070	MT 5	MT 3		\$127.70	
ROM1-017062	MT 3	MT 4		\$116.40	
ROM1-017066	MT 4	MT 4		\$116.40	
ROM1-017071	MT 5	MT 4		\$228.70	



INDUSTRIAL TOOLS

RÖHM







PART NO.	Barcode	Capacity	Key	Mount	LIST PRICE	ILLUSTRATION
Hardened and tempered then precision ground. To suit the Morse Taper of the drilling machine and the mount in the back of the chuck.						
Part No.	Morse Taper	Drill Chuck Mount	Dim. "C"	Dim. "G"	List Price	
ROM1-014893	MT 0	B10	9.045	10.095	\$21.20	 <p>Morse Taper end</p>
ROM1-014894	MT 0	B12	9.045	12.065	\$21.20	
ROM1-014897	MT 1	B10	12.065	10.095	\$18.00	 <p>Drill Chuck Mount end. This must match the Drill Chuck Mount.</p>
ROM1-014898	MT 1	B12	12.065	12.065	\$18.00	
ROM1-014899	MT 1	B16	12.065	15.733	\$18.00	
ROM1-014900	MT 1	B18	12.065	17.780	\$18.00	
ROM1-014970	MT 1	J1	12.065	9.754	\$18.00	
ROM1-014971	MT 1	J2	12.065	14.199	\$18.00	
ROM1-014972	MT 1	J3	12.065	20.599	\$20.00	
ROM1-014974	MT 1	J6	12.065	17.170	\$18.00	
ROM1-014973	MT 1	J33	12.065	15.850	\$71.00	
ROM1-306158	MT 1	1/2" x 20	12.065	12.700	\$480.00	
ROM1-014904	MT 2	B10	17.780	10.095	\$18.00	
ROM1-014905	MT 2	B12	17.780	12.065	\$18.00	
ROM1-014906	MT 2	B16	17.780	15.733	\$18.00	
ROM1-014907	MT 2	B18	17.780	17.780	\$18.00	
ROM1-014908	MT 2	B22	17.780	21.793	\$22.00	
ROM1-014976	MT 2	J1	17.780	9.754	\$22.00	
ROM1-014977	MT 2	J2	17.780	14.199	\$20.00	
ROM1-014978	MT 2	J3	17.780	20.599	\$20.00	
ROM1-014979	MT 2	J4	17.780	28.550	\$96.00	
ROM1-014981	MT 2	J6	17.780	17.170	\$20.00	
ROM1-014980	MT 2	J33	17.780	15.850	\$20.00	
ROM1-070676	MT 2	1/2" x 20	17.780	12.700	\$1,795.00	
ROM1-014911	MT 3	B12	23.825	12.065	\$24.00	
ROM1-014912	MT 3	B16	23.825	15.733	\$24.00	
ROM1-014913	MT 3	B18	23.825	17.780	\$24.00	
ROM1-014914	MT 3	B22	23.825	21.793	\$24.00	
ROM1-014915	MT 3	B24	23.825	23.825	\$36.00	
ROM1-014983	MT 3	J2	23.825	14.199	\$28.00	
ROM1-014984	MT 3	J3	23.825	20.599	\$28.00	
ROM1-014985	MT 3	J4	23.825	28.550	\$96.00	
ROM1-014986	MT 3	J5	23.825	35.890	\$118.00	
ROM1-014988	MT 3	J6	23.825	17.170	\$28.00	
ROM1-014987	MT 3	J33	23.825	15.850	\$28.00	
ROM1-328287	MT 3	1/2" x 20	23.825	12.700	\$1,995.00	
ROM1-014916	MT 4	B16	31.267	15.733	\$44.00	
ROM1-014917	MT 4	B18	31.267	17.780	\$44.00	
ROM1-014918	MT 4	B22	31.267	21.793	\$47.00	
ROM1-014919	MT 4	B24	31.267	23.825	\$50.00	
ROM1-014991	MT 4	J3	31.267	20.599	\$45.00	
ROM1-014992	MT 4	J4	31.267	28.550	\$104.00	
ROM1-014993	MT 4	J5	31.267	35.890	\$115.00	
ROM1-014995	MT 4	J6	31.267	17.170	\$45.00	
ROM1-014920	MT 5	B16	44.399	15.733	\$95.00	
ROM1-014921	MT 5	B18	44.399	17.780	\$99.00	
ROM1-014922	MT 5	B22	44.399	21.793	\$99.00	
ROM1-014923	MT 5	B24	44.399	23.825	\$105.00	
ROM1-014998	MT 5	J4	44.399	28.550	\$230.00	
ROM1-014999	MT 5	J5	44.399	35.890	\$280.00	
ROM1-016930	MT 5	J6	44.399	17.170	\$230.00	



PART NO.	Barcode	Capacity	Key	Mount	LIST PRICE	ILLUSTRATION
----------	---------	----------	-----	-------	------------	--------------

LIVE CENTRES

Part No.	Morse Taper	Max Weight	Concen.	Max Speed	List Price	Illustration
Rohm manufacture high quality, very accurate live (or revolving tailstock) centres.						
Type 600 - Tip angle 60 deg. With smaller Outside diameter casing for getting into tighter spots.						
ROM2-005336	MT 2	200kg	0.005	7,000	\$325.00	
ROM2-005429	MT 3	400kg	0.005	7,000	\$380.00	
ROM2-005469	MT 4	800kg	0.005	6,300	\$480.00	
ROM2-005490	MT 5	1600kg	0.01	4,300	\$760.00	
ROM2-005547	MT 6	3500kg	0.02	3,000	\$1,480.00	
Type 620 - Same as above but with Extended Live centre piece						
ROM2-362080	MT 2	170kg	0.008	7,000	\$385.00	
ROM2-362081	MT 3	340kg	0.008	7,000	\$480.00	
ROM2-362082	MT 4	700kg	0.008	6,300	\$580.00	
ROM2-362083	MT 5	1400kg	0.01	4,300	\$890.00	
ROM2-362084	MT 6	3000kg	0.02	3,000	\$1,690.00	
Type 604 H - Tip angle 60 deg. Body is Fully Hardened and ground - Standard live centre						
ROM2-043400	MT 1	100kg	0.005	7,000	\$350.00	
ROM2-043115	MT 2	200kg	0.005	7,000	\$420.00	
ROM2-042315	MT 3	400kg	0.005	6,300	\$500.00	
ROM2-042175	MT 4	800kg	0.005	3,800	\$660.00	
ROM2-042843	MT 5	2,000kg	0.005	3,000	\$980.00	
ROM2-043532	MT 6	3,500kg	0.01	2,600	\$1,880.00	
Type 604 HVL - Tip angle 60 deg. Body is Fully Hardened and ground with Extended Live centre piece						
ROM2-058668	MT 1	80kg	0.005	7,000	\$350.00	
ROM2-058669	MT 2	140kg	0.005	7,000	\$480.00	
ROM2-058670	MT 3	400kg	0.005	5,000	\$644.00	
ROM2-058671	MT 4	500kg	0.005	3,800	\$764.00	
ROM2-058672	MT 5	1,200kg	0.005	3,000	\$1120.00	
ROM2-058673	MT 6	2,500kg	0.01	2,600	\$2,050.00	

Rohm also manufacture the following items, that are from Section 2 in their catalogue. POA for them Higher Precision Live centres, Carbide tipped Live centres, Live centres with Draw-off Nut, various types of live centre for high speed work, Live centres with Pressure Display and live centres for Very Heavy-Duty machining (workpieces up to 20,000kg)

Rohm also manufacture Constant face Drivers, Dead Centres.

More detailed information can be found at www.roehm-spannzeuge.com



PART NO.	Barcode	Capacity	Key	Mount	LIST PRICE	ILLUSTRATION
----------	---------	----------	-----	-------	------------	--------------

LATHE CHUCKS

Part No.	Size	Taper		Taper Dia.	List Price	
----------	------	-------	--	------------	------------	--

Rohm's Geared Scroll Chuck is a proven design for universal use. The chuck body is made from a special grade of Cast Iron for life long performance. The scroll is drop forged and balanced, hardened with the thread flanks ground on both sides. Each chuck comes with a set of inside jaws and a set of outside jaws that are hardened and ground. You'll pay a bit more for a Rohm chuck, but it's performance, concentricity and repeatability is second to none.



3 Jaw Self centering chuck with plain adapter plate recess

ROM3-102528	74mm	-			\$780.00
ROM3-102509	80mm	-			\$1,000.00
ROM3-112537	85mm	-			\$1,060.00
ROM3-101781	100mm	-			\$1,120.00
ROM3-112538	110mm	-			\$1,200.00
ROM3-101628	125mm	-			\$1,240.00
ROM3-105783	140mm	-			\$1,380.00
ROM3-100300	160mm	-			\$1,460.00
ROM3-100000	200mm	-			\$1,840.00
ROM3-100200	250mm	-			\$2,500.00
ROM3-101248	315mm	-			\$3,600.00
ROM3-104132	350mm	-			\$4,640.00
ROM3-102061	400mm	-			\$6,100.00
ROM3-106753	500mm	-			\$11,800.00
ROM3-102719	630mm	-			\$16,400.00

3 Jaw Self centering with Camlock Studs and Mounting Taper

ROM3-108677	100mm	3		53.9	\$1,580.00
ROM3-108678	125mm	3		53.9	\$1,820.00
ROM3-108682	125mm	4		63.5	\$1,820.00
ROM3-108679	140mm	3		53.9	\$2,060.00
ROM3-108683	140mm	4		63.5	\$2,060.00
ROM3-108686	140mm	5		82.5	\$2,060.00
ROM3-108680	160mm	3		53.9	\$2,240.00
ROM3-108684	160mm	4		63.5	\$2,300.00
ROM3-108687	160mm	5		82.5	\$2,300.00
ROM3-108681	200mm	3		53.9	\$2,600.00
ROM3-108685	200mm	4		63.5	\$2,540.00
ROM3-108688	200mm	5		82.5	\$2,540.00
ROM3-108691	200mm	6		106.4	\$2,540.00
ROM3-108692	250mm	6		106.4	\$3,500.00
ROM3-108696	250mm	8		139.7	\$3,580.00
ROM3-108693	315mm	6		106.4	\$4,820.00
ROM3-108697	315mm	8		139.7	\$4,720.00
ROM3-108883	315mm	11		196.9	\$5,020.00
ROM3-108699	350mm	8		139.7	\$6,920.00
ROM3-108698	400mm	8		139.7	\$8,100.00
ROM3-108884	400mm	11		196.9	\$8,100.00
ROM3-108834	500mm	8		139.7	\$15,100.00
ROM3-108885	500mm	11		196.9	\$15,600.00
ROM3-108886	630mm	11		196.9	\$21,000.00
ROM3-108889	630mm	15		285.8	\$21,000.00

Rohm also make 4 Jaw Independent and self centering chucks and Machine Vices etc.
Note: Pricing on high value Machinery is volatile and thus you should phone us to get the best deal of that day.

PLEASE NOTE : LIST PRICES ARE INDICATIVE ONLY AND THERE IS NO OBLIGATION TO COMPLY!